

FLN Series

---

---

# English Work Book-II

---

---

Classes 6th and 7th



ಸಮಗ್ರ ಶಿಕ್ಷಣ - ಕರ್ನಾಟಕ

---

---

#BeTheGiveR

---

---



—:ಪುಸ್ತಕದ ಕುರಿತಾಗಿ:—

- ಈ ಪುಸ್ತಕವು ಮಕ್ಕಳಿಗೆ ಇಂಗ್ಲಿಷ್ ಭಾಷೆಯನ್ನು ಅಕ್ಷರದ ಹಂತದಿಂದ ಪರಿಚಯಿಸುತ್ತದೆ.
- ಪ್ರತಿನಿತ್ಯ ಓದಲು, ಬರೆಯಲು ಹಂತಹಂತವಾಗಿ ಅಭ್ಯಾಸಗಳನ್ನು ನೀಡಲಾಗಿದೆ.
- ಈ ಪುಸ್ತಕದ ಅಭ್ಯಾಸದ ಕೊನೆಯಲ್ಲಿ ಮಕ್ಕಳು ಸರಳ ಪದಗಳು - three letter word families ಮತ್ತು ಸರಳ ವಾಕ್ಯಗಳನ್ನು ಅರ್ಥೈಸಿಕೊಂಡು ಓದಲು ಬರೆಯಲು ಕಲಿಯಬಹುದು.
- ಈ ಪುಸ್ತಕವು ಇಂಗ್ಲಿಷ್ ಭಾಷೆಯನ್ನು ಆರಂಭಿಕ ಹಂತದಿಂದ ಕಲಿಯಲು ಸೂಕ್ತವಾಗಿದೆ.

—:ಸೂಚನೆಗಳು:—

- ಪ್ರತಿನಿತ್ಯ ಒಂದು ಪುಟದಷ್ಟಾದರೂ ಅಭ್ಯಾಸ ಮಾಡಬೇಕು.
- ಓದುವಾಗ ಪೋಷಕರು/ ಶಿಕ್ಷಕರು/ಸಹಪಾಠಿಗಳ ಮುಂದೆ ಜೋರಾಗಿ ಓದಿ, ಉಚ್ಚಾರಣೆ ಸರಿಯಾಗಿದೆಯೇ ಎಂದು ತಿಳಿಯಬೇಕು. ಇಲ್ಲದಿದ್ದಲ್ಲಿ ಸರಿಪಡಿಸಿಕೊಳ್ಳಬೇಕು.
- ನಂತರ ಬರೆಯುವ ಅಭ್ಯಾಸ ಮಾಡಬೇಕು. ಬರೆಯುವಾಗ ಜೋರಾಗಿ ಓದುತ್ತಾ ಬರೆದರೆ ಒಳ್ಳೆಯದು.
- ಯಾವುದೇ ಭಾಗದಲ್ಲಿ ಸಹಾಯ ಬೇಕಿದ್ದಲ್ಲಿ, ಕೇಳಿ ಪಡೆಯಬೇಕು.
- ವಾರಕೊಮ್ಮೆ ಶಿಕ್ಷಕರಿಗೆ ತೋರಿಸಿ ಸಹಿ ಪಡೆಯಬೇಕು.

- ಯಾವುದೇ ಪರಿಕಲ್ಪನೆಯ ಮೇಲೆ ಹೆಚ್ಚಿನ ಅಭ್ಯಾಸಕ್ಕಾಗಿ ಮತ್ತು ಪುಸ್ತಕದ ಡಿಜಿಟಲ್ ಪ್ರತಿಗಾಗಿ ಈ ಲಿಂಕ್ ಅಥವಾ QR code ಬಳಸಬಹುದು:

<http://sikshana.org/fln.html>



- QR code ಗಳನ್ನು smart phone ಮೂಲಕ scan ಮಾಡಲು google lens ಅಥವಾ ಇನ್ನಿತರೇ ಸೂಕ್ತ app download ಮಾಡಿ ಬಳಸಬೇಕು.

" We have put our efforts to make this book free of content errors and typos. However, if you happen to find any or have suggestions for improvement, please reach out to us at [feedback@sikshana.org](mailto:feedback@sikshana.org) "

## Table of Contents






1. Word family poster	1
2. Word and sentence activity	2
3. Word family activity	3
4. Use of am, is, are	4
5. Good manners and good habits posters	5
6. Prepositions	6
7. Daily vocabulary poster	7
8. Action words	8
9. Activity based on the vocabulary poster	9
10. Noun	10
11. Question words – what, when, where	11
12. Timeline	12
13. Question words – who, how, why	13
14. Reading comprehension	14
15. Self-Introduction	15
16. Reading comprehension	16
17. Silent letters	17
18. Reading and picture comprehension	18
19. Open ended writing	19
20. Ideas for classroom posters	20

Read the words and make your own chart. ಒಂದೊಂದೇ ಚೌಕಗಳನ್ನು ಮುಚ್ಚಿ ಮತ್ತು ಪದಗಳನ್ನು  
Cover a box and try to remember the words. ನೆನಪಿಸಿಕೊಳ್ಳಲು ಪ್ರಯತ್ನಿಸಿ.

<b>ab</b> cab lab jab dab crab drab grab slab	<b>ad</b> bad dad mad pad sad clad glad Brad	<b>ag</b> bag nag rag brag tag drag flag wag	<b>am</b> dam ham yam jam swam clam pram exam	<b>an</b> can fan man ran Gran plan scan than
<b>ap</b> cap lap map nap flap clap snap trap	<b>ar</b> car far jar tar afar scar star ajar	<b>at</b> bat cat mat rat flat chat brat that	<b>ed</b> bed fed led red bled shed fled wed	<b>en</b> den hen men pen glen then when ten
<b>et</b> bet let jet pet wet yet met set	<b>id</b> bid hid kid lid amid grid slid skid	<b>ig</b> big pig dig wig fig twig jig rig	<b>in</b> bin fin tin win chin grin twin skin	<b>ip</b> cap lap map zap flap clap snap trap
<b>it</b> fit hit pit sit split quit knit grit	<b>ob</b> mob job rob sob cob knob snob hob	<b>og</b> dog fog log jog frog clog smog hog	<b>op</b> mop hop pop top crop drop flop shop	<b>ot</b> cot jot hot pot clot plot knot spot
<b>ub</b> cub rub club scrub hub tub grub shrub	<b>ug</b> bug plug mug tug rug hug jug drug	<b>um</b> gum hum slum plum sum glum mum forum	<b>un</b> bun run fun shun stun pun sun gun	<b>ut</b> but cut hut nut rut shut gut strut
<b>all</b> ball call tall fall wall hall small stall	<b>ell</b> bell sell tell fell well hell smell spell	<b>ill</b> will till hill pill fill still bill drill	<b>est</b> best vest nest rest pest west test fest	<b>ing</b> king sing swing bring ring wing string swing
<b>ick</b> lick pick sick kick tick brick trick quick	<b>ack</b> back pack jack rack lack sack black track	<b>ash</b> cash bash rash trash mash crash flash splash	<b>ump</b> jump sump pump bump lump dump plump trump	<b>amp</b> damp lamp ramp camp stamp cramp champ clamp













Fill in the blanks with **vowels** – a, e, i, o, u

a, e, i, o, u ಬಳಸಿ ಬಿಟ್ಟ ಸ್ಥಳ ತುಂಬಿರಿ.

				10	
r ___ n	j ___ t	h ___ t	p ___ g	t ___ n	p ___ n

Fill in the blanks with **consonants**.

consonants ಬಳಸಿ ಬಿಟ್ಟ ಸ್ಥಳ ತುಂಬಿರಿ.

					
___ e ___	___ i ___	___ e ___	___ u ___	___ i ___	___ u ___
					
___ ee	e ___	___ oo ___	___ ea ___	___ a ___	___ i ___

Read the sentences and colour.

ವಾಕ್ಯಗಳನ್ನು ಓದಿರಿ ಮತ್ತು ಅದರಲ್ಲಿ ಹೇಳಿರುವಂತೆ ಬಣ್ಣ ತುಂಬಿರಿ.

The sun is yellow.



The kite is blue.

The grasshopper is green.

The pot is brown.

The cloud is grey.

The rose is red.



Fill in the blanks. ಬಿಟ್ಟ ಸ್ಥಳ ತುಂಬಿರಿ.

The sun is \_\_\_\_\_. The pot is \_\_\_\_\_. The \_\_\_\_\_ is grey.

Read the words 5 times and complete the table below.

ಪದಗಳನ್ನು 5 ಬಾರಿ ಓದಿ ಮತ್ತು ಕೆಳಗಿನ ಕೋಷ್ಟಕವನ್ನು ಪೂರ್ತಿಗೊಳಿಸಿರಿ.

say	rain	race	ray	hair	seal	eat	free	cave
deal	fail	may	paint	snake	leaf			
face	green	tail	see	sale	day	nail	lake	
meal	pay	case	train	tree	pail	made	feel	

Find and write the words in the correct column.

ಪದಗಳನ್ನು ಹುಡುಕಿ ಮತ್ತು ಸರಿಯಾದ ಕಾಲನಲ್ಲಿ ಬರೆಯಿರಿ.

ay	ai	_ a _ e	ee	ea
day	pail	snake	free	leaf

Find and colour the **ee** words

ee ಪದಗಳನ್ನು ಹುಡುಕಿ ಮತ್ತು ಬಣ್ಣ ಮಾಡಿ.

stem	see	feet	sick	deep	reef	peel
sock	slip	need	flop	week	them	teeth
cash	this	free	dish	bee	track	beep
dip	wag	seek	seen	feed	play	sheep
trash	that	pop	neck	for	dash	heel
fall	sheet	eel	seed	tree	peek	greet
shirt	cheer	bag	lips	him	less	pit
sack	keep	meet	green	three	cheek	till

Read and underline the **ea** words.

ea ಪದಗಳನ್ನು ಓದಿ ಮತ್ತು ಗೆರೆ ಹಾಕಿ ಗುರುತಿಸಿ.

1. I see a leaf.
2. The seat is wet.
3. They will eat and have tea.
4. I saw the beach in Goa.
5. Read the poem carefully.
6. I had a bad dream.
7. I want ice-cream.
8. Speak softly in the library.

## Use of – am, is, are (present)

Read and understand. ಓದಿ ಮತ್ತು ಅರ್ಥಮಾಡಿಕೊಳ್ಳಿ.

I	am
She	
He	is
It	
We	
You	are
They	

I am a girl
She is happy.
He is happy.
It is happy.
We are playing.
You are playing.
They are playing.

Complete the sentences using **am, is, are**

am, is, are ಅನ್ನು ಬಳಸಿಕೊಂಡು ವಾಕ್ಯಗಳನ್ನು ಪೂರ್ಣಗೊಳಿಸಿ.

- I \_\_\_\_\_ reading a book.
- She \_\_\_\_\_ a teacher.
- She \_\_\_\_\_ at home.
- You \_\_\_\_\_ my friend.
- It \_\_\_\_\_ a dog.
- We \_\_\_\_\_ sisters.
- They \_\_\_\_\_ friends.
- He \_\_\_\_\_ my father.
- He \_\_\_\_\_ tall.
- She \_\_\_\_\_ happy.

- I \_\_\_\_\_ eating my food.
- She \_\_\_\_\_ going to school.
- We \_\_\_\_\_ playing in the garden.
- They \_\_\_\_\_ going to Chennai.
- He \_\_\_\_\_ my best friend.
- You \_\_\_\_\_ swimming in the pond.
- I \_\_\_\_\_ studying for the exams.
- It \_\_\_\_\_ hot today.
- We \_\_\_\_\_ late to school.
- It \_\_\_\_\_ raining today.

Make your own sentences: ನಿಮ್ಮದೇ ಆದ ವಾಕ್ಯಗಳನ್ನು ರಚಿಸಿ:

I am: \_\_\_\_\_

She is: \_\_\_\_\_

We are: \_\_\_\_\_


He is: \_\_\_\_\_

ಪೋಷಕರ / ಶಿಕ್ಷಕರ ಹಿಮ್ಮಾಹಿತಿ:	  	ಪೋಷಕರ / ಶಿಕ್ಷಕರ ಸಹಿ:	
-----------------------------	---	----------------------	--

Read the poster and translate in Kannada.

ಒಳ್ಳೆಯ ನಡವಳಿಕೆಗಳು ಪೋಸ್ಟರ್ ಅನ್ನು ಓದಿ ಮತ್ತು ಅದನ್ನು ಕನ್ನಡಕ್ಕೆ ಅನುವಾದಿಸಿ.

## Good Manners



Manners  
Matter

Say "Please" when you are asking for something.

Say "Thank you" when you get something.


Say "Excuse me" when someone is in your way.


Say "I am sorry" if you've hurt someone.


The teacher has asked you to make a poster on good habits. Write the description for each picture.


ಒಳ್ಳೆಯ ಅಭ್ಯಾಸಗಳ ಬಗ್ಗೆ ಒಂದು ಪೋಸ್ಟರ್ ಅನ್ನು ತಯಾರಿಸುವಂತೆ ಶಿಕ್ಷಕರು ನಿಮಗೆ ಹೇಳಿದ್ದಾರೆ. ಅದರಲ್ಲಿರುವ ಪ್ರತಿಯೊಂದು ಚಿತ್ರಕ್ಕೂ ವಿವರಣೆಯನ್ನು ಬರೆಯಿರಿ.


## Good Habits












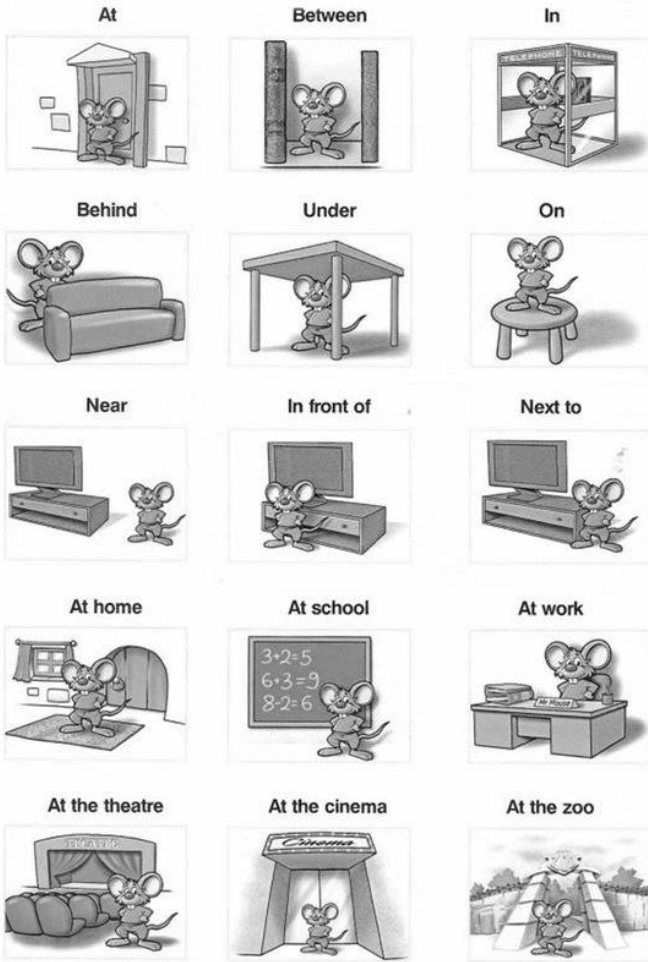


Wear clean clothes	Clean your ears	Brush your teeth
Take a bath	Clean your nose	Eat fresh food



Read 5 times. Copy the sentences in your notebook.

5 ಬಾರಿ ಓದಿ. ನಿಮ್ಮ ನೋಟ್‌ಬುಕ್‌ನಲ್ಲಿ ವಾಕ್ಯಗಳನ್ನು ನಕಲು ಮಾಡಿ.



The mouse is **at** the door.

The mouse is **in between** the books.

The mouse is **in** the box.

The mouse is **behind** the sofa.

The mouse is **under** the table.

The mouse is **on** the stool.

The mouse is **near** the T.V.

The mouse is **in front of** the T.V.

The mouse is **next to** the T.V.

The mouse is **at home**.

The mouse is **at school**.

The mouse is **at work**.


The mouse is **at the theatre**.

The mouse is **at the cinema**.

The mouse is **at the zoo**.

Look at the picture and fill in the blanks.

ಚಿತ್ರವನ್ನು ನೋಡಿ ಮತ್ತು ಖಾಲಿ ಜಾಗಗಳನ್ನು ಭರ್ತಿ ಮಾಡಿ.



The bird is \_\_\_\_\_ the roof.

The grass is \_\_\_\_\_ the house.

The window is \_\_\_\_\_ the door.

















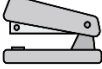





The clouds are \_\_\_\_\_ the house.

on next to in front of above

**Vocabulary** – write and memorize 5 words every day. Make your own chart.


ಪದಕೋಶ - ಪ್ರತಿದಿನ 5 ಪದಗಳನ್ನು ಬರೆಯಿರಿ ಮತ್ತು ನೆನಪಿಟ್ಟುಕೊಳ್ಳಿ. ನಿಮ್ಮದೇ ಆದ ಚಾರ್ಟ್ ತಯಾರಿಸಿ.

**School**

















 books	 crayons
 book	 notebook
 glue stick	 scissors
 eraser	 apple
 boy	 girl
 chair	 pencils
 bag	 pencil
 ruler	 desk
 stapler	 sharpener
 paperclip	 crayon
 paper	 chalkboard

**Action words**

 walk	 run	 ride	 sit down	 stand up	 fight	
 laugh	 read	 play	 listen	 cry	 think	
 sing	 watch tv	 dance	 turn on	 turn off	 win	
 write	 open	 close	 sleep	 throw away	 cut	 fly
 give	 jump	 eat	 drink	 cook	 wash	
 talk	 push	 pull	 climb	 wait		



**Emotions**

 Calm	 Happy	 Silly	 Relaxed	 Surprised	 Hungry	 Angry	 Confused
 Nervous	 Annoyed	 Sad	 Shy	 Sleepy	 Sick	 Hurt	 Hot

Read the words 5 times. ಪದಗಳನ್ನು 5 ಬಾರಿ ಓದಿ.

Read and complete.

			
watch watching watched	read reading read	cook cooking cooked	eat eating ate
			
jump jumping jumped	run running ran	walk walking walked	kick kicking kicked
			
drink drinking drank	bike biking biked	write writing wrote	sing singing sang

sleep + ing = sleeping
eat + ing = eating
sing + ing = _____
play + ing = _____
clean + ing = _____
read + ing = _____
dance + ing = _____
bike + ing = _____
read + ing = _____

Read and copy the sentences in your notebook. ವಾಕ್ಯಗಳನ್ನು ಓದಿ ಮತ್ತು ನಿಮ್ಮ ನೋಟ್‌ಬುಕ್‌ನಲ್ಲಿ ನಕಲು ಮಾಡಿ.



John is singing.  
John is singing a song.



The dog is playing.  
The dog is playing with a ball.

Write the correct sentence. ಸರಿಯಾದ ವಾಕ್ಯವನ್ನು ಬರೆಯಿರಿ.



1. fish The swimming is.

\_\_\_\_\_

2. eating The is horse.

\_\_\_\_\_

3. grass The eating horse is



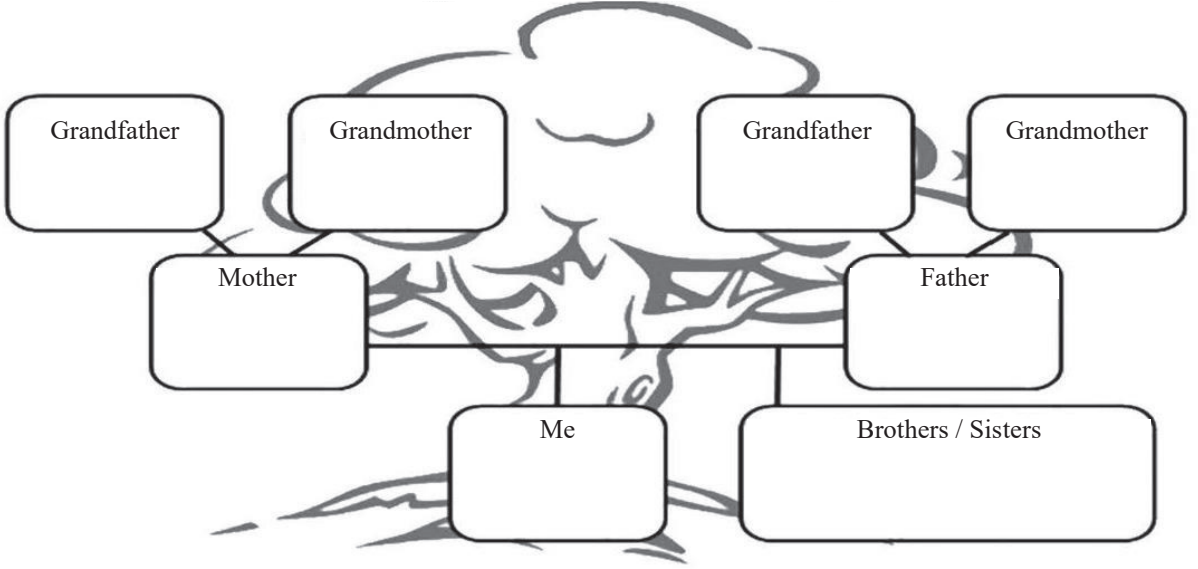
ಪೋಷಕರ / ಶಿಕ್ಷಕರ ಹಿಮ್ಮಾಹಿತಿ:



ಪೋಷಕರ / ಶಿಕ್ಷಕರ ಸಹಿ:

Write the names of your family members. ನಿಮ್ಮ ಕುಟುಂಬ ಸದಸ್ಯರ ಹೆಸರುಗಳನ್ನು ಬರೆಯಿರಿ.

## My Family Tree



Name the emotions. Complete the sentences. (Ex. I am happy. I am happy when I get a gift.)  
ಭಾವನೆಗಳನ್ನು ಹೆಸರಿಸಿ. ವಾಕ್ಯಗಳನ್ನು ಪೂರ್ಣಗೊಳಿಸಿ.

I am \_\_\_\_\_.



I am happy when \_\_\_\_\_.

I am \_\_\_\_\_.



I am sleepy when \_\_\_\_\_.

I am \_\_\_\_\_.



I am angry when \_\_\_\_\_.

Simple daily conversations ದಿನನಿತ್ಯದ ಸರಳ ಸಂಭಾಷಣೆಗಳು

School Items – asking questions

**A:** What do you need for school?

**B:** I need pencils.

**A:** Anything else?

**B:** I need a notebook.

**A:** Do you need a pen?

**B:** No. I already have a pen.

**A:** Do you need a calculator?

**B:** No. The teacher doesn't allow calculators.

**A:** How about a dictionary?

**B:** No, we have a dictionary in the classroom.

**A:** Okay, then this is all?

**B:** Yes, that's all I need for now.

## Noun

*A noun is the name of a person, place, animal or thing.*

Example:

We are going to <b>Mysore</b> .	Mysore	-	[place]
I am going to visit my <b>uncle</b> .	uncle	-	[person]
I have a <b>dog</b> as a pet.	dog	-	[animal]
She is reading a <b>book</b> .	book	-	[thing]
<b>Ram</b> kicked the <b>ball</b> .	Ram	-	[person]      ball - [thing]

Underline the nouns and write them in the correct column. (There can be more than one noun in a sentence).  
ನಾಮಪದಗಳನ್ನು ಗೆರೆ ಹಾಕಿ ಗುರುತಿಸಿ ಮತ್ತು ಅವುಗಳನ್ನು ಸರಿಯಾದ ಕಾಲಂನಲ್ಲಿ ಬರೆಯಿರಿ. (ಒಂದು ವಾಕ್ಯದಲ್ಲಿ ಒಂದಕ್ಕಿಂತ ಹೆಚ್ಚು ನಾಮಪದಗಳು ಇರಬಹುದು).

1. I live in <u>Bangalore</u> .	8. The <u>elephant</u> ate the <u>crops</u> .
2. My <u>aunt</u> is coming to our <u>house</u> .	9. My <u>father</u> gave me <u>money</u> to buy <u>sweets</u> .
3. I am riding my <u>bicycle</u> .	10. Please wear a <u>mask</u> .
4. The <u>cat</u> is running.	11. Keep the <u>classroom</u> clean.
5. I went to the <u>doctor</u> .	12. The <u>dog</u> is barking.
6. My <u>brother</u> took me to the <u>hospital</u> .	13. I have one <u>pencil</u> and two <u>sharpener</u> s in my <u>bag</u> .
7. The <u>teacher</u> is absent.	14. I am going to <u>Hyderabad</u> .

Person	Animal	Place	Thing
			bicycle

## Question Words

Read 5 times and copy in the notebook. Try to understand the usage of question words.

5 ಬಾರಿ ಓದಿ ಮತ್ತು ನೋಟ್‌ಬುಕ್‌ನಲ್ಲಿ ನಕಲು ಮಾಡಿ. ಪ್ರಶ್ನಾರ್ಥಕ ಪದಗಳ ಬಳಕೆಯನ್ನು ಅರ್ಥಮಾಡಿಕೊಳ್ಳಲು ಪ್ರಯತ್ನಿಸಿ.



ಏನು



ಯಾವಾಗ



ಎಲ್ಲಿ

<b>What</b> is your name? <b>What</b> is that? <b>What</b> are you eating? <b>What</b> did you bring for lunch? <b>What</b> are you doing?	<b>When</b> will you go home? <b>When</b> did you eat lunch? <b>When</b> does the class start? <b>When</b> is the teacher coming? <b>When</b> will you go to Mysore?	<b>Where</b> do you live? <b>Where</b> are you? <b>Where</b> is the teacher? <b>Where</b> is my pencil? <b>Where</b> is Shama?
--	--	--

Read the answer and complete the question with **what**, **when** or **where**.

ಉತ್ತರವನ್ನು ಓದಿರಿ ಮತ್ತು ಏನು, ಯಾವಾಗ ಅಥವಾ ಎಲ್ಲಿ ಎಂಬ ಪ್ರಶ್ನೆಯನ್ನು ಪೂರ್ಣಗೊಳಿಸಿ.

1. **What** is your name? My name is Shama.
2. \_\_\_\_\_ do you live? I live in Gulbarga.
3. \_\_\_\_\_ does the class start? The class will start in 20 minutes.
4. \_\_\_\_\_ are you playing? I am playing a video game.
5. \_\_\_\_\_ will you go to your house? I will go to my house tomorrow.
6. \_\_\_\_\_ is my school bag? Your school bag is in the cupboard.
7. \_\_\_\_\_ are you? I am at the cinema hall.
8. \_\_\_\_\_ did you eat for dinner? I ate curd rice for dinner.
9. \_\_\_\_\_ is the toilet? The toilet is next to the principal's office.
10. \_\_\_\_\_ is his name? His name is Ravi.

Conversation – saying bye

S1: I have a class now. S2: When does the class start? S1: In 5 minutes. S2: What class is it?	S1: It's an English class. S2: What are you learning? S1: We are learning to speak. S2: Okay, bye! See you later.
---	--


## Timeline

A timeline is a way to show how time passes. It helps us understand history.

This timeline shows one hour before Raju's school.

This is Raju. He is going to school. Look at the given timeline and answer the questions:

ಇದು ರಾಜು. ಅವನು ಶಾಲೆಗೆ ಹೋಗುತ್ತಿದ್ದಾನೆ. ಕೊಟ್ಟಿರುವ timeline ಅನ್ನು ನೋಡಿ ಮತ್ತು ಪ್ರಶ್ನೆಗಳಿಗೆ ಉತ್ತರಿಸಿ:



1. **When** does Raju wake up?

Raju wakes up at 7 o'clock.

2. **When** does Raju take the bus?

3. **When** does Raju brush his teeth?

4. **When** does Raju eat breakfast?

5. **When** do you wake up?

6. **When** do you reach school?

ಪೋಷಕರ / ಶಿಕ್ಷಕರ ಹಿಮ್ಮಾಹಿತಿ:




ಪೋಷಕರ / ಶಿಕ್ಷಕರ ಸಹಿ:

Read 5 times and copy in the notebook. Try to understand the usage of question words.


5 ಬಾರಿ ಓದಿ ಮತ್ತು ನೋಟ್‌ಬುಕ್‌ನಲ್ಲಿ ನಕಲು ಮಾಡಿ. ಪ್ರಶ್ನಾರ್ಥಕ ಪದಗಳ ಬಳಕೆಯನ್ನು ಅರ್ಥಮಾಡಿಕೊಳ್ಳಲು ಪ್ರಯತ್ನಿಸಿ.



ಯಾರು



ಹೇಗೆ



ಏಕೆ

<p><b>Who</b> is that?  <b>Who</b> is that girl?  <b>Who</b> is coming to your party?  <b>Who</b> is talking in the class?  <b>Who</b> is your friend?  <b>Who</b> will clean the blackboard?</p>	<p><b>How</b> many sisters do you have?  <b>How</b> many pencils do you have?  <b>How</b> many bananas should I buy?  <b>How</b> much does it cost?  <b>How</b> old are you?  <b>How</b> are you feeling?  <b>How</b> are you going home?</p>	<p><b>Why</b> is he laughing?  <b>Why</b> can't I go to the shop?  <b>Why</b> is the toilet dirty?  <b>Why</b> should come with you?  <b>Why</b> is she not talking to me?  <b>Why</b> haven't our textbooks come?</p>
---	---	--

Read the answer and complete the question with **who**, **how** or **why**.

ಉತ್ತರವನ್ನು ಓದಿರಿ ಮತ್ತು ಏನು, ಯಾವಾಗ ಅಥವಾ ಎಲ್ಲಿ ಎಂಬ ಪ್ರಶ್ನೆಯನ್ನು ಪೂರ್ಣಗೊಳಿಸಿ.

- Why** is he laughing? He is laughing because he is watching a funny video.
- \_\_\_\_\_ many pens do you have? I have three pens.
- \_\_\_\_\_ much does this book cost? This book costs Rs. 40
- \_\_\_\_\_ can't I go to the shop? You cannot go to the shop because it is dark outside.
- \_\_\_\_\_ old are you? I am 14 years old.
- \_\_\_\_\_ are you feeling? I am feeling better today.
- \_\_\_\_\_ is your friend? Rama is my friend.
- \_\_\_\_\_ will help me clean the classroom? I will help you clean the classroom.
- \_\_\_\_\_ is the toilet dirty? The toilet is dirty because there is no water.
- \_\_\_\_\_ many brothers do you have? I have one brother.

Conversation – asking about family ಸಂಭಾಷಣೆ - ಕುಟುಂಬದ ಬಗ್ಗೆ ಕೇಳುವುದು.

<p>S1: Who do you live with?  S2: I live with my mother, father and one brother.</p>	<p>S1: How many siblings do you have?  S2: I have one brother and two sisters.</p>
--	--




Read 5 times and write the numbers under the words. Copy in your notebook.

5 ಬಾರಿ ಓದಿರಿ ಮತ್ತು ಪದಗಳ ಕೆಳಗೆ ಸಂಖ್ಯೆಗಳನ್ನು ಬರೆಯಿರಿ. ನಿಮ್ಮ ನೋಟ್‌ಬುಕ್‌ನಲ್ಲಿ ನಕಲು ಮಾಡಿ.

one	two	three	four	five	six	seven	eight	nine	ten
1									
eleven	twelve	thirteen	fourteen	fifteen	sixteen	seventeen	eighteen	nineteen	twenty


HOW MANY? ಎಷ್ಟು?



1. How many legs do two ladybirds have?

**Example Answer:** Two ladybirds have twelve legs.


---



2. How many legs do four birds have?

\_\_\_\_\_


---



3. How many legs do five elephants have?

\_\_\_\_\_


---



4. How many ears do seven dogs have?

\_\_\_\_\_


---



5. How many tails do three monkeys have?

\_\_\_\_\_


---



6. How many eyes do six cats have?

\_\_\_\_\_

---



7. How many hands do nine children have?

\_\_\_\_\_

How many books do you have? \_\_\_\_\_

How many friends do you have? \_\_\_\_\_

How many classrooms do you have in your school? \_\_\_\_\_

**Introduction** ಪರಿಚಯ

Hi, my name is \_\_\_\_\_.

I am from \_\_\_\_\_ (village name)

I am \_\_\_\_\_ years old.

My birthday is on \_\_\_\_\_.

My school's name is \_\_\_\_\_.

My favourite subject is \_\_\_\_\_.

My favourite sport is \_\_\_\_\_.

There are \_\_\_\_\_ people in my family.

My father is a \_\_\_\_\_ and my mother is a \_\_\_\_\_.

When I grow up I will be a \_\_\_\_\_

My hobby is \_\_\_\_\_.

I don't like \_\_\_\_\_.

My favourite food is \_\_\_\_\_.

My favourite drink is \_\_\_\_\_.

My favourite day of the week is \_\_\_\_\_ because \_\_\_\_\_.

My favourite movie is \_\_\_\_\_.

My favourite singer is \_\_\_\_\_.

Write a few lines about your friend.

ನಿಮ್ಮ ಸ್ನೇಹಿತನ ಬಗ್ಗೆ ಕೆಲವು ಸಾಲುಗಳನ್ನು ಬರೆಯಿರಿ.

---



---



---



---



---



---



---



---



---



---

**Days of the Week**

Monday  
Tuesday  
Wednesday  
Thursday  
Friday  
Saturday  
Sunday

**Jobs**

farmer  
doctor  
teacher  
engineer  
shopkeeper  
policeman  
social worker  
postman  
delivery person  
scientist  
politician

**Hobbies**

singing  
dancing  
drawing  
playing football  
playing cricket  
reading  
playing with friends  
cooking  
sewing  
knitting  
gardening

**Sports**

cricket  
football  
volleyball  
kho-kho  
wrestling  
kabaddi  
badminton

Read and answer the questions. ಪ್ರಶ್ನೆಗಳನ್ನು ಓದಿ ಉತ್ತರಿಸಿ.

The boy likes to draw. He can draw a sun, a house, and a dog.

Who likes to draw? \_\_\_\_\_

What does he draw? \_\_\_\_\_




Ali went to a zoo. He saw a big elephant drinking water.

He saw a lion in the zoo. It was big and scary.



The monkey was silly. It was jumping on the trees.

The giraffe was tall. It was eating leaves from a tree.



Who went to the zoo? \_\_\_\_\_

What was the monkey doing? \_\_\_\_\_

Where was the monkey jumping? \_\_\_\_\_

Sunitha caught a caterpillar.

The caterpillar made a cocoon.

The caterpillar turned into a butterfly.

Sunitha let the butterfly go. It flew to the flowers.



Who caught the caterpillar? \_\_\_\_\_

What did the caterpillar make? \_\_\_\_\_

Why did the butterfly go to the flower? \_\_\_\_\_

(This is a thinking question. Write any reason)

ಪೋಷಕರ / ಶಿಕ್ಷಕರ ಹಿಮ್ಮಾಹಿತಿ:



ಪೋಷಕರ / ಶಿಕ್ಷಕರ ಸಹಿ:

## Silent Letters

Read and copy 5 times. Learn the spellings. 5 ಬಾರಿ ಓದಿ ಮತ್ತು ನಕಲು ಮಾಡಿ. spelling ಕಲಿಯಿರಿ.

Silent H		Silent K		Silent W		Silent T	
hour	ಅವರ್	knife	ನ್ಯೆಫ್	answer	ಆನ್ಸರ್	listen	ಲಿಸೆನ್
honest	ಆನೆಸ್ಟ್	knee	ನೀ	two	ಟು	match	ಮ್ಯಾಚ್
ghost	ಗೋಸ್ಟ್	knight	ನ್ಯೆಟ್	whole	ಹೋಲ್	Christmas	ಕ್ರಿಸ್ಮಸ್
mechanic	ಮೆಕ್ಯಾನಿಕ್	knit	ನಿಟ್	wrap	ರಾಪ್	often	ಆಫೆನ್
school	ಸ್ಕೂಲ್	knob	ನಾಬ್	wrist	ರಿಸ್ಟ್	fasten	ಫಾಸನ್
when	ವೆನ್	knew	ನ್ಯೂ	whale	ವೇಲ್	castle	ಕ್ಯಾಸಲ್
where	ವೇರ್	knot	ನಾಟ್	sword	ಸ್ವರ್ಡ್	butcher	ಬುಚರ್

Use the clues to complete the crossword. All words have silent letters.

ಕ್ರಾಸ್ ವರ್ಡ್ ಅನ್ನು ಪೂರ್ಣಗೊಳಿಸಲು ಸುಳಿವುಗಳನ್ನು ಬಳಸಿ. ಎಲ್ಲಾ ಪದಗಳು silent letter ಗಳನ್ನು ಹೊಂದಿರುತ್ತವೆ.

**Across**

1. I am a stop \_\_\_\_\_.

3. I help you make your hair.

5. I live in a castle.


6. I am a body part.

**Down**

2. I scare people.

4. I can explode.

5. I help cut vegetables.



Read the words and write in the correct column. ಪದಗಳನ್ನು ಓದಿ ಮತ್ತು ಸರಿಯಾದ ಕಾಲಂನಲ್ಲಿ ಬರೆಯಿರಿ.

Silent b	Silent g	Silent c

comb	scissors
bomb	knock
lamb	science
muscle	sign
doubt	light
high	design

Read the sentence 3 times. Next to each sentence write the number of the picture that matches that sentence. One example is given. Copy the story in your notebook.

ವಾಕ್ಯವನ್ನು 3 ಬಾರಿ ಓದಿರಿ. ಪ್ರತಿ ವಾಕ್ಯದ ಮುಂದೆ ಆ ವಾಕ್ಯಕ್ಕೆ ಹೊಂದಿಕೆಯಾಗುವ ಚಿತ್ರದ ಸಂಖ್ಯೆಯನ್ನು ಬರೆಯಿರಿ. ಒಂದು ಉದಾಹರಣೆಯನ್ನು ಕೊಡಲಾಗಿದೆ. ನಿಮ್ಮ ನೋಟ್‌ಬುಕ್‌ನಲ್ಲಿ ಕಥೆಯನ್ನು ನಕಲು ಮಾಡಿ.

### HIDE AND SEEK

Jeetu is playing with his friends. It is Jeetu's turn to count.

\_\_\_\_\_5\_\_\_\_\_ Jeetu started counting

\_\_\_\_\_ Viju hides behind a tree.




\_\_\_\_\_ Suman hides behind the door.

\_\_\_\_\_ Aman hides under a basket.

\_\_\_\_\_ Biju hides inside a drum.

Oh no! Jeetu has stopped. What come after 39.

He starts counting again. His friends have to hide again.



Look at the picture and write a story.

ಚಿತ್ರವನ್ನು ನೋಡಿ ಕಥೆಯನ್ನು ಬರೆಯಿರಿ.



WHAT?  
HAPPENED!

---

---

---

---

---

---

---

---

---

---

---

---

---

---

---

---

---

---

---

---

Ideas for classroom charts. ತರಗತಿಯ ಚಾರ್ಟ್‌ಗಳಿಗಾಗಿ ಕಲ್ಪನೆಗಳು.

When two vowels go walking,  
the first one does the talking.

<u>ea</u> eat tea team dream sneak	<u>ay</u> play say stay pay way	<u>oa</u> boat oat float coat	<u>ai</u> rain train brain main	<u>ee</u> bee see tree three
---	--	---	---	--

<b>Color Words</b> red orange brown pink purple white yellow green black blue	<b>Number Words</b> zero one two three four five six seven eight nine ten
<b>People Words</b> boy man baby girl woman teacher doctor nurse	<b>Animal Words</b> dog rat cow cat pig tiger fox lion horse
<b>Object Words</b> apple car house bed doll table	<b>Feeling Words</b> sad hot angry happy cold scared
<b>Action Words</b> run go fly walk stop play	<b>Pronouns</b> I he us you me she we they
<b>Size Words</b> big fat tall little thin short	<b>Position Words</b> up in over down out under
<b>Basic Sight Words</b> a and is the was who on can it this what with	

grin	trash	crab	drink
grip	trot	cross	drab
grit	truck	crop	drag
grill	trust	cry	drove
grin	trip	crab	drink

**Today is**

**Monday**

**Tuesday**

**Wednesday**

**Thursday**

**Friday**

**Saturday**

**Sunday**

**Sunny**

**Stormy**

**Rainy**

**Sunny with Rain**

**Today I saw a Rainbow**

**Cloudy**

**Partly Cloudy**

**Windy**

**Snowing**

# EMOTIONS


<b>PROUD</b> If you do something special, you will feel proud! You can tell others about your achievement to share the excitement!	<b>HAPPY</b> When you are happy you smile, giggle, and feel good inside! Being happy makes those around you happy too!	<b>SHY</b> Meeting new people can make us feel shy. When you are shy, it might feel like there are butterflies in your tummy!	<b>EMBARRASSED</b> We can be embarrassed if we do something silly on accident. When you are embarrassed, you can try to laugh it off and move on!	<b>UPSET</b> When you are sad you might cry or frown. When you are sad, you can talk to a friend or do one of your favorite things!
<b>BORED</b> We can feel bored if we have nothing to do. When you are bored you can play with friends or invent a new game!	<b>ANGRY</b> When you are angry you feel hot and tense. When you are angry, you can take a deep breath and find a positive solution!	<b>SCARED</b> We all have things we are scared of. When you are scared, you can think about all of the ways that you are safe!	<b>SHOCKED</b> You might feel shocked if you can't believe what just happened. Sometimes being shocked is positive but other times it is negative.	<b>CURIOS</b> You might get curious when your mind wanders. Being curious can lead to learning new information about something!


ಪೋಷಕರ / ಶಿಕ್ಷಕರ ಹಿಮ್ಮಾಹಿತಿ: ☺ ☹ ☹ ಪೋಷಕರ / ಶಿಕ್ಷಕರ ಸಹಿ: \_\_\_\_\_



+91 80 26629890 

info@sikshana.org @

www.sikshana.org 

# 41, K. R. Road, Basavangudi   
Bengaluru – 560004, Karnataka